



PRODUCT CATALOG

1 | 2019

Valid from 4 | 2019

HIGHLIGHTS

BioWin! Ceramic Implant

One- or two-piece

Page 8



NEW

Scan Abutments

Champions® (R)Evolution
& Multi-Unit

From page 34



BE PART OF THE
CHAMPIONS®
(R)EVOLUTION!

EthOss®

Synthetic Bone Substitute

Page 37



NEW

FIBER FORCE®

Light cure glass fiber
and resin for the dental
laboratory

Page 48

NEW



Champions® CEREC® Abutments

Compatible with the CEREC® system

Page 24



NEW

Dear Champions® dentists and interested dentists,

“Success is more permanent when you achieve it without destroying your principles.”

Walter Cronkite, an American television broadcast journalist

For Champions the “minimally invasive” concept is not just popular, it has been our principle since 2006 and has become the standard of care in the field of Dental Implantology:

Titanium and ceramic one-piece and two-piece implants can be placed using the periosteum preserving minimally invasive implantation method without raising a flap.

Based on research of my friend Dr. Ernst Fuchs-Schaller †, the “MIMI II” distraction method makes long, expensive grafts with bone substitutes unnecessary for “MIMIologists”- and if a bone substitute is necessary, e.g. after a dental extraction, the patient’s extracted teeth can be transformed into a natural graft -a durable and cost-efficient therapy.

MIMI V, a minimally invasive sinus lift that is not performed via a lateral window, allows for less traumatic surgery than before.

It is not a myth, any dentist can learn this method, for example during our courses in the FUTURE CENTER in Flonheim, offered by the Future Dental Academy or during our next Implantology- Curriculum (starting in 2019) of VIP-ZM e.V., under supervision of an experienced implantologist in your private practice.

As Champions we remain true to our effective “minimally invasive” principle.

Sincerely,

Your colleague Armin Nedjat

(dentist, implantologist & CEO Champions-Implants)



TABLE OF CONTENTS

Implants

Implant System | 7
BioWin! | 8
Champions® (R)Evolution | 10
Square "Classic" | 11
Square "New Art" | 11
Ball-Head | 12

Surgery Tray

Surgery Tray empty | 13
Surgery Tray complete | 13

Surgical- Prosthetic Tools

Champions® Drills | 14
Condensers | 16
Drill Stop Sleeves | 17
Torque Wrench | 18
BCC Probe | 18
Abutment Holder | 18
Torque Wrench Adapter | 18
Insertion Aids | 18 & 19
Prosthetic Driver | 20
Shuttle-Extractor | 20
Rescue Tool | 20

Prep-Caps

Prep-Caps with Step | 21
Prep-Caps Without Step | 22
Prep-Cap Ball-Head | 22
Rescue-Cap Ball-Head | 22

Prosthetics

Gingiva-Clix | 23
Provi-Clix | 23
Surgical Cover Screw | 24
Champions® CEREC® Abutments | 24
Abutments Massiv | 25
Preform Abutment | 25
Standard Abutments | 26
ICA Abutments | 27
ICA Sample Box | 27
Bonding Base | 27
ICA Caps | 28
Multi-Unit Abutments | 29
Multi-Unit Accessories | 30
Champions® LOC® Locator™ | 31
Patrices | 32
Patric Tool | 32
Matrix Ball-Head | 33
Preci-Clix | 33
Preci-Clix Tool | 33

Laboratory Equipment & Impression

Champions® (R)Evolution | 34
Square | 35
Laboratory Analog Ball-Head | 35
Laboratory Analog LOC® | 35
Multi-Unit | 36

Regeneration Technique

Collagen | 37
Hyaluronic Acid | 37
Bone Graft | 37

Planning Surgery

X-Ray Templates | 38
X-Ray Sphere | 38

Accessories

Smart Grinder | 39
implantlink® | 40
Champions Synthetic Stump | 40
Demo Models | 40
Handpiece | 40
MAGICPEN® | 40
Heydent Catalog | 40
Periotest | 41
C-Sailor Pro Implant Motor | 41
Intra-Oral Camera | 41
Diagnostic Kit | 41
Handheld Cold Plasma Device | 42
Champions® Implant Guide | 42
Patient Flyer | 42
Implant Passport | 42
Present Box | 42
Surgical Clothes | 42
VHC Vitamin D-Test | 43

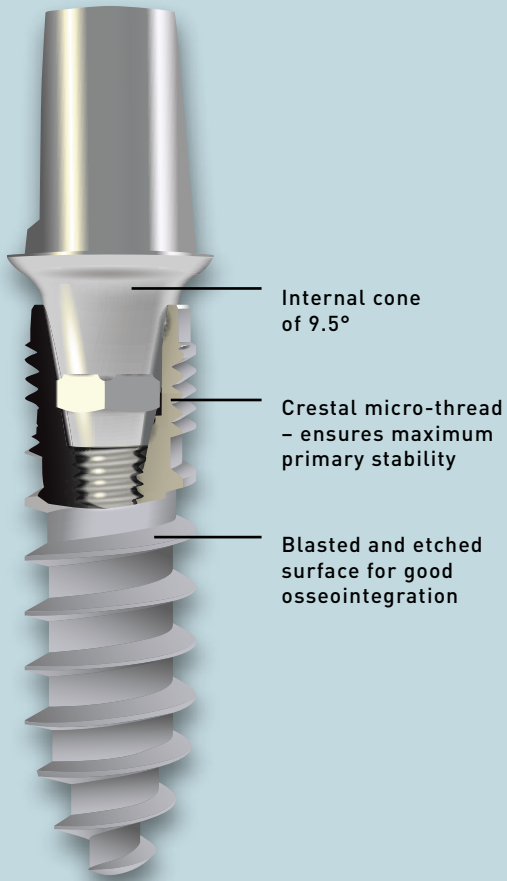
Dental Laboratory Accessories

Laboratory Water Turbine
CHT-4 | 44
Micromotor CHT-50 | 44
Micromotor CHF-50 | 45
Micromotor CHK-50 | 45
Water Collection Tank | 46
Sandblasters | 46
PEEK JUVORA™ Dental Discs | 47
FIBER FORCE® | 48


The products are color-coded on their respective package to allow the identification of the implant type.

Implant Type	Code
Square "New Art"	
Square "Classic"	
Ball-Head	
Champions® (R)Evolution	
BioWin!	

1

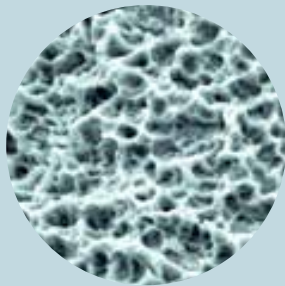


Implant Head




Implant Body

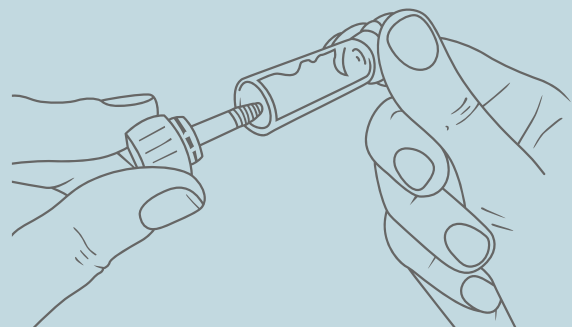
2



3



4



IMPLANTS

All implant bodies consist of titanium grade 4 (with 99% titanium). With a special procedure, their surface is optimized for a good osseointegration. Premium one-piece and two-piece implants are placed using the revolutionary MIMI® minimally invasive implantation protocol. However, Champions® implants can also be placed using the classical full-flap method, e.g. when grafts are necessary.

1

Implant

Implant Head: Guide groove (Length: 2.30 mm) for Prep-Caps or additional retention surface for cementation of crowns and guide aid for mechanical insertion

Implant Body: The length of the implant corresponds to the implant part with the etched and zircon-blasted surface.

2

Surface

A study, conducted by Dr. Dirk Duddeck at the University Clinic in Cologne, has shown that the Champions® implants have one of the best surfaces in comparison to the other analyzed implants, especially as far as uniformity of surface roughness as well as homogeneity and purity of the surface structure are concerned („Duddeck study”).

3

Abutment Connection

Engineer Dipl.-Ing. Holger Zipprich of the J.W. Goethe University of Frankfurt has noticed a very good Abutment connection of the Champions® (R)Evolution implant. During the tests where the Champions® (R)Evolution implant had been loaded with a force of 200 N in the last-cycle, a micro-gap was not observed between the implant and the Abutment („Zipprich study”).

4

Implant Packaging

In order to cover a large range of indications, the implant systems are available in several diameters and lengths. The products are color-coded on their respective package to allow the easy identification of all related components. You will find the color-code on every implant package.

Already before opening the package, the labels inform you about all the important product details: expiry date of sterility, implant length, diameter, references, and batch codes. The batch code serves as basis for tracing product information and to follow returns or complaints. In the packaging you find Instructions for Use, with advices on insertion procedures of the implant, as well as labels to be used for documentation in the patient file or implant passport.

The implant is delivered in a gamma-sterilized package. In this way, the implant is well-protected.

The implant is within a tube that is closed by an Insertion Aid, which is already attached to the implant. Even after opening the blister packaging, the implant is still in its own sterile environment until it's used. In order to place the implant, remove the implant from the tube. With the Insertion Aid, already attached to the implant, you can insert the implant with a maximum of 4 rotations in the prepared bone cavity.

Advantage: an implantation without the contamination of an implant, which could have been caused by the use of additional tools and accessories

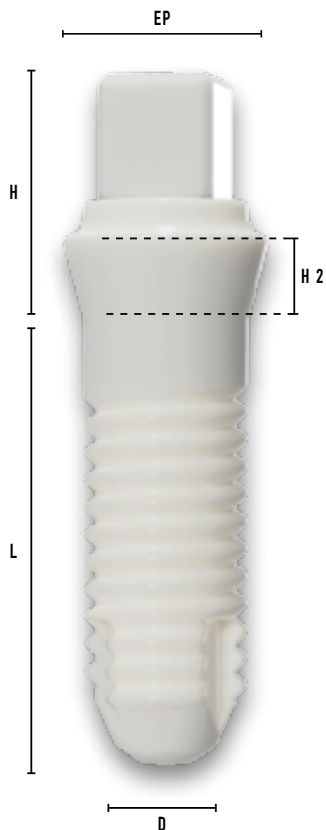
IMPLANTS

Champions® implants are endosseous implants. The implants, which are available in various diameters and lengths, cover a wide range of indications. The implant is suitable for the following indications:

Insertion in the long-term healed jaw bone (delayed implantation), delayed insertion (6–8 weeks after the tooth extraction), immediate implantation (implantation directly after the tooth extraction, under certain conditions). Please note the restrictions of indications in the Instructions for Use.

BioWin! “one-piece”

Ceramic one-piece implant that can be placed in bone in the maxilla and mandible (D1–D4) with and without augmentation. Material: zircon dioxide



Diameter	Length	Height 1	Height 2* ¹	EP* ²	REF.	Type
4.1 mm	9.0 mm	6.0 mm	2.5 mm	5.2 mm	0652	Type
	11.0 mm	6.0 mm	2.5 mm	5.2 mm	0654	
4.5 mm	9.0 mm	6.0 mm	2.5 mm	6.2 mm	0662	
	11.0 mm	6.0 mm	2.5 mm	6.2 mm	0664	
	13.0 mm	6.0 mm	2.5 mm	6.2 mm	0666	
5.0 mm	9.0 mm	6.0 mm	2.5 mm	6.2 mm	0672	
	11.0 mm	6.0 mm	2.5 mm	6.2 mm	0674	
	13.0 mm	6.0 mm	2.5 mm	6.2 mm	0676	

*¹ Transmucosal


*² Emergence profile

BioWin! "two-piece"

Ceramic two-piece implant (incl. Abutment) that can be placed in bone in the maxilla and mandible (D1–D4) with and without augmentation.
Implant material: zircon dioxide
Abutment material: glass fiber

Diameter	Length	Height 1	Height 2*1	EP*2	REF.	Type
4.1 mm	9.0 mm	3.5 mm	2.5 mm	5.2 mm	0612	Green
	11.0 mm	3.5 mm	2.5 mm	5.2 mm	0614	
4.5 mm	9.0 mm	3.5 mm	2.5 mm	6.2 mm	0622	
	11.0 mm	3.5 mm	2.5 mm	6.2 mm	0624	
	13.0 mm	3.5 mm	2.5 mm	6.2 mm	0626	
5.0 mm	9.0 mm	3.5 mm	2.5 mm	6.2 mm	0632	
	11.0 mm	3.5 mm	2.5 mm	6.2 mm	0634	
	13.0 mm	3.5 mm	2.5 mm	6.2 mm	0636	

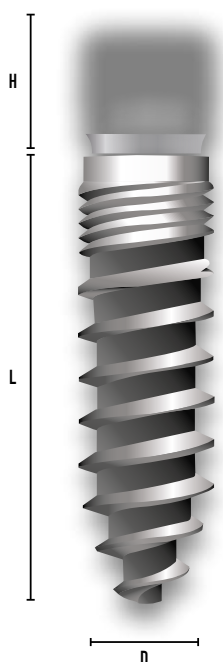
*1 Transmucosal
*2 Emergence profile



Champions® (R)Evolution

Screw-shaped two-piece im-
plant that can be placed in bone
in the maxilla and mandible
(D1-D4) with and without
augmentation.

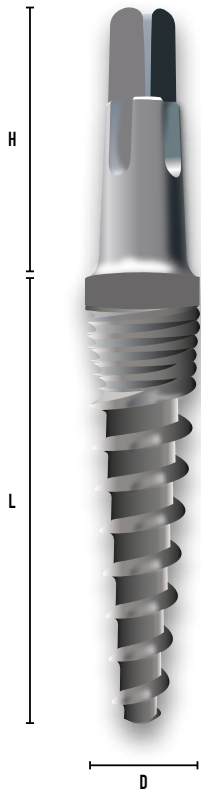
Material: titanium grade 4



Diameter	Length	Height	REF.	Type
3.5 mm	6.5 mm	3.5 mm	0800	
	8.0 mm	3.5 mm	0815	
	10.0 mm	3.5 mm	0830	
	12.0 mm	3.5 mm	0845	
	14.0 mm	3.5 mm	0860	
4.0 mm	16.0 mm	3.5 mm	0875	
	6.5 mm	3.5 mm	0802	
	8.0 mm	3.5 mm	0817	
	10.0 mm	3.5 mm	0832	
	12.0 mm	3.5 mm	0847	
4.5 mm	14.0 mm	3.5 mm	0862	
	16.0 mm	3.5 mm	0877	
	6.5 mm	3.5 mm	0805	
	8.0 mm	3.5 mm	0820	
	10.0 mm	3.5 mm	0835	
5.5 mm	12.0 mm	3.5 mm	0850	
	14.0 mm	3.5 mm	0865	
	16.0 mm	3.5 mm	0880	
	6.5 mm	3.5 mm	0810	
	8.0 mm	3.5 mm	0825	
	10.0 mm	3.5 mm	0840	
	12.0 mm	3.5 mm	0855	
	14.0 mm	3.5 mm	0870	
	16.0 mm	3.5 mm	0885	

Square "Classic"

Screw-shaped one-piece implant that can be placed in bone (D1) in the mandible.
Material: titanium grade 4



Diameter	Length	Height	REF.	Type
3.5 mm	8.0 mm	8.1 mm	1005	
	10.0 mm	8.1 mm	1025	
	12.0 mm	8.1 mm	1055	
	14.0 mm	8.1 mm	1095	
	16.0 mm	8.1 mm	1135	

Square "New Art"

Screw-shaped one-piece implant that can be placed in bone in the maxilla and the mandible (D1-D4).
Material: titanium grade 4




Diameter	Length	Height	REF.	Type
3.0 mm	10.0 mm	8.0 mm	1015	
	12.0 mm	8.0 mm	1040	
	14.0 mm	8.0 mm	1080	
	16.0 mm	8.0 mm	1120	
3.5 mm	6.0 mm	8.1 mm	0900	
	8.0 mm	8.1 mm	1000	
	10.0 mm	8.1 mm	1020	
	12.0 mm	8.1 mm	1050	
	14.0 mm	8.1 mm	1090	
	16.0 mm	8.1 mm	1130	
4.5 mm	18.0 mm	8.1 mm	1160	
	6.0 mm	8.6 mm	0910	
	8.0 mm	8.6 mm	1010	
	10.0 mm	8.6 mm	1030	
	12.0 mm	8.6 mm	1060	
	14.0 mm	8.6 mm	1100	
5.5 mm	16.0 mm	8.6 mm	1140	
	6.0 mm	9.2 mm	0920	
	8.0 mm	9.2 mm	1012	
	10.0 mm	9.2 mm	1035	
	12.0 mm	9.2 mm	1070	
	14.0 mm	9.2 mm	1110	
	16.0 mm	9.2 mm	1150	

Ball-Head

Screw-shaped one-piece implant that can be placed in bone in the mandible and the maxilla (D1–D4) to fix removable dentures

In the maxilla there should be at least 3 implants/teeth per quadrant, in the mandible at least 2 implants/teeth per quadrant.

Material: titanium grade 4



Diameter	Length	Height	REF.	Type
2.5 mm	10.0 mm	6.3 mm	1900	
	12.0 mm	6.3 mm	2015	
	14.0 mm	6.3 mm	2035	
3.0 mm	16.0 mm	6.3 mm	2055	
	8.0 mm	6.8 mm	1890	
	10.0 mm	6.8 mm	1905	
	12.0 mm	6.8 mm	2016	
4.0 mm	14.0 mm	6.8 mm	2040	
	16.0 mm	6.8 mm	2060	
	8.0 mm	7.1 mm	1895	
	10.0 mm	7.1 mm	2005	
	12.0 mm	7.1 mm	2025	
	14.0 mm	7.1 mm	2050	
	16.0 mm	7.1 mm	2070	

SURGERY TRAY



Surgery Tray

The Surgery Tray includes all necessary components for placing the Champions® implants. The color markings and the labeling on the inlay facilitate handling and repositioning tools after using and cleaning them.

Surgery Tray	REF.	Type
empty	3190-2	
complete	31913-6	

Item	Fitting	REF.
1	BCC Probe	3180
2	Torque Wrench	3090
3	Drill, yellow, long, ø 2.3 mm	3000
4	Drill, white, ø 3.3 mm	3030
5	Drill, blue, ø 2.8 mm	3031
6	Drill, brown, ø 3.25 mm	3032
7	Drill, orange, ø 3.7 mm	3033
8	Drill, green, ø 4.0 mm	3034
9	Drill, red, ø 4.5 mm	30345
10	Drill, black, ø 5.0 mm	30346
11	Drill, white, ø 5.5 mm	30347
12	Condenser, silver, long, ø 2.4 mm	30650
13	Condenser, yellow, long, ø 3.0 mm	30660
14	Condenser, silver, short, ø 2.8 mm	30651
15	Condenser, yellow, short ø 3.3 mm	30661
16	Condenser, purple, ø 3.8 mm	3067
17	Condenser, blue, ø 4.3 mm	3068

Item	Fitting	REF.
18	Condenser, green, ø 5.3 mm	3069
19	Insertion Aid BioWin! IM (two-piece)	30633
20	Insertion Aid BioWin! IL (two-piece)	30634
21	Insertion Aid BioWin! 1PL (one-piece)	30636
22*	Torque Wrench Adapter Champions® (R)Evolution*	3061
22*	Insertion Aid Champions® (R)Evolution HP-connection*	3063
23	Prosthetic Driver Champions® (R)Evolution, long	3086
24	Prosthetic Driver Champions® (R)Evolution, short	30861
25	Shuttle-Extractor Champions® (R)Evolution	3087
26	Insertion Aid Champions® (R)Evolution short, Ricci I	30631
27	Insertion Aid Champions® (R)Evolution long, Ricci II	30632
28	Insertion Aid regular (one-piece Champions®)	3040
29	Drill Extension	3036

* The Insertion Aid is set in the Torque Wrench Adapter.

SURGICAL-PROSTHODONTIC TOOLS

Champions® Drills

The Champions® Conical Triangular Drills (REF. 3005, 3000, 3030, 3020, 3025) are used with the MIMI® insertion protocol. Instead of removing bone chips like the twist drills, the Conical Triangular Drills allow for primary bone condensing at 70 rpm. Thus, implants can even be placed in narrow alveolar ridges. Horizontal bone availability of 2 mm suffices.

Laser markings (LM, in mm, measured from the end of the drill) allow you to check the exact drilling depth or the thickness of the gingiva before the first drilling.

	Conical Triangular Drill	Diameter	Length	REF.	Type
	Conical Triangular Drill, yellow, (short) LM: 2/4/6/10/12/14	2.0 mm	14.0 mm	3005	
	Conical Triangular Drill, yellow, (long) LM: 2/4/6/10/12/14/16/18/20	2.3 mm	20.0 mm	3000	
	Conical Triangular Drill, black LM: 2/4/6/10/12/14/16/18	2.5 mm	18.0 mm	3010	
	Conical Triangular Drill, white LM: 2/4/6/10/12/14/16/18	3.3 mm	18.0 mm	3030	
	Conical Triangular Drill, green, LM: 2/4/6/10/12/14/16/18/ 20/24 For implant lengths starting from 18 mm	2.5 mm	26.0 mm	3020	
	Conical Triangular Drill, red, LM: 2/4/6/10/12/14/16/18/ 20/24 For implant lengths starting from 18 mm	2.7 mm	26.0 mm	3025	
	Twist Drill	Diameter	Length	REF.	Type
	Twist Drill, blue, LM: 2/4/6/10/12/14/16	2.8 mm	18.0 mm	3031	
	Twist Drill, brown, LM: 2/4/6/10/12/14/16	3.25 mm	18.0 mm	3032	
	Twist Drill, green, LM: 2/4/6/10/12/14/16	4.0 mm	18.0 mm	3034	
	Twist Drill, red, LM: 2/4/6/10/12/14/16/18	4.5 mm	18.0 mm	30345	
	Twist Drill, LM: 2/4/6/10/12/14/16/18, for Ball-Head ø 2.5 mm [D1]	2.0 mm	20.0 mm	3035	

	Drill	Diameter	Length	REF.	Type
	Drill, orange, LM: 6/8, for ø 4.0 mm	3.7 mm	10.0 mm	3033	
	Drill, black, LM: 6/8, for ø 4.0 mm	5.0 mm	10.0 mm	30346	
	Drill, white, LM: 6/8, for ø 4.0 mm	5.5 mm	10.0 mm	30347	
	Drill, yellow, LM: 6/8, for ø 4.0 mm	6.0 mm	10.0 mm	30348	
	Drill Extension, universal, max. torque 50 Ncm	3.5 mm	10.0 mm	3036	
	Mucosal Punch	Diameter	Length	REF.	Type
	Mucosal Punch, small	4.0 mm	8.0 mm	3088	
	Mucosal Punch, big	5.5 mm	8.0 mm	3089	

Condensers








Condensers are used primarily for soft bone (D3, D4) and ensure bone condensation. Condensers are used to check which implant diameter should be placed.

Following the MIMI® implantation, Condensers can also be used if the gingiva thickness is > 4 mm and for the placement of a two-piece Champions® (R)Evolution and a "New Art" starting from ø 3.0 mm.

Important: perform the BCC (Bone Cavity Check) with a thin dental probe. This will ensure that the Champions® implant can be correctly inserted in the prepared bone cavity.

If you perform an indirect sinus lift: after drilling with the yellow drill, use only the ø 3.0 mm Condenser. Do not use the ø 2.4 mm Condenser since it has a very sharp point that can cause injury to the membrane.

The Condensers are reusable after cleaning and sterilizing between each implantation.

Condenser	Diameter	Length	REF.	Type
	2.8 mm	24.0 mm	30651	
	2.4 mm	30.0 mm	30650	
	3.3 mm	24.0 mm	30661	
	3.0 mm	34.0 mm	30660	
	3.8 mm	24.0 mm	3067	
	4.3 mm	24.0 mm	3068	
	5.3 mm	24.0 mm	3069	

In order to achieve primary stability of the implants in the D3/D4 bone: after drilling with the yellow drill, the condensers with increasing diameters are used in the spongy bone until sufficient primary stability is achieved. The use of condensers in the D1/D2 bone is neither necessary nor recommended.

ø 2.4 mm	ø 3.0 mm	ø 3.8 mm	ø 4.3 mm	ø 5.3 mm	
X	X	X	X	•	ø 5.5 mm
X	X	X	•		ø 4.5 mm
X	X	•			ø 4.0 mm
X	•				ø 3.5 mm
•					ø 3.0 mm
X	X	X	X*		ø 5.0 mm BioWin!
X	X	X	•		ø 4.5 mm BioWin!
X	X	•			ø 4.1 mm BioWin!

•: achieved primary stability
(titanium: 30/40 Ncm;
BioWin!: 20 Ncm)

X: in case that primary stability is not achieved, use the Condenser with the larger diameter closest to the one used before.

* If you do not achieve primary stability at a torque of 20 Ncm with this Condenser, place a ø 5.0 mm BioWin! implant.










Drill Stop Sleeves

The Drill Stop Sleeve ensures additional safety and comfort during implantation. It can be cut with a scalpel along the markings every 2 mm. Material: sterilizable plastic

Pay attention to the direction of insertion!

REF 3091/REF 3092/REF 3093: When fitting the sleeve on the Conical Triangular Drill, make sure that the flat part at the end of the sleeve is positioned parallelly to the flat part of the Conical Triangular Drill. Markings REF 3091 (mm): 12/14/16/18; Markings REF 3092 & 3093 (mm): 8/10/12/14/16/18

REF 3094/REF 3095/REF 3096/REF 3097: The four grooves at the end of the sleeve must be pushed onto the Twist Drill until the stop. Only usable with Twist Drills with stop! Markings (in mm): 4/6/8/10/12/14

Drill Stop Sleeves	Diameter	Length	REF.	Type
	6.5 mm	12.0 mm	3091	
	4.2 mm	14.0 mm	3092	
	5.1 mm	14.0 mm	3093	
	5.0 mm	16.0 mm	3094	
	5.5 mm	16.0 mm	3095	
	6.2 mm	16.0 mm	3096	
	6.7 mm	16.0 mm	3097	
	6.7 mm	16.0 mm	3097	



Torque Wrench

The Torque Wrench gives you the best safety while inserting Champions® implants. Adjustable to 15–80 Ncm, tool holder ø 7 mm,
Material: stainless steel
REF.: 3090



BCC Probe

Bone Cavity Check Probe
Laser markings at
2/4/6/10/12/14/16/18 mm
Length: 24 mm
Material: stainless steel
REF.: 3180



Abutment Holder

Abutment Holder for extra-oral shaping of Abutments (dental laboratory)
Material: stainless steel
REF.: 3119



Torque Wrench Adapter Champions® (R)Evolution

Serves as HP-connection Champions® (R)Evolution (REF. 3063) and for BioWin! Insertion Aids (REF. 30636, 30633, 30634) through the Torque Wrench (REF. 3090).
ø 4.7 mm, Length: 3.7 mm
Material: stainless steel
REF.: 3061



Insertion Aid Multi-Unit




For screwing Multi-Unit Abutments on Champions® (R)Evolution implants.
ø 4.9 mm, Length: 13.0 mm
Material: stainless steel
REF.: 3062

Insertion Aids

These Insertion Aids allow placing implants with corresponding hexagonal connections. In addition, they are also used to fix the Champions® (R)Evolution Ball-Head Abutments (REF. 3106/31060). During the final insertion procedure, make sure that one of the two windows of the Insertion Aid (red circle) is in a buccal or mesial position.

* Maximum torque with handpiece (HP) 50 Ncm

Material: stainless steel




Insertion Aid	Diameter	Length	REF.	Type
 HP-Connection*	4.5 mm	7.0 mm	3039	Blue and Yellow
 Regular	4.5 mm	13.0 mm	3040	
 Long	4.5 mm	26.0 mm	3060	

Insertion Aid Champions® (R)Evolution

These Insertion Aids allow placing implants with corresponding hexagonal connections. In addition, they are also used to fix the Champions® (R)Evolution Ball-Head Abutments (REF. 3106/31060). During the final insertion procedure, make sure that one of the two windows of the Insertion Aid (red circle) is in a buccal or mesial position.

* Maximum torque with handpiece (HP) 50 Ncm

Material: stainless steel




Insertion Aid	Diameter	Length	REF.	Type
 HP connection Champions® (R)Evolution*	2.8 mm	7.0 mm	3063	Red
 Short Champions® (R)Evolution, Ricci I	2.8 mm	10.0 mm	30631	
 Long Champions® (R)Evolution, Ricci II	2.8 mm	20.0 mm	30632	

Insertion Aid BioWin!

These Insertion Aids are used to place ceramic BioWin! implants.

Material: stainless steel



* Maximum torque with handpiece (HP) 50 Ncm

Insertion Aid	REF.	Type
 1 PL*	30636	Green
 IM*	30633	
 IL*	30634	

Prosthetic Driver

For removing or fixing Fixation Screws

Material: stainless steel

	Prosthetic Driver	Diameter	Length	REF.	Type
	short	1.9 mm	14.0 mm	30861	
	long	1.9 mm	21.0 mm	3086	

Shuttle-Extractor



For removing the Gingiva-Shuttle

In order to remove the Shuttle from the implant, the Shuttle-Extractor is manually screwed clockwise. Use a Torque Wrench only when the Shuttle cannot be manually removed.



Instruction film of the Shuttle-Extractor

Material: stainless steel

	Shuttle-Extractor	Diameter	Length	REF.	Type
	short	1.9 mm	20.0 mm	3087	
	long	1.9 mm	25.0 mm	3087L	



Rescue Tool

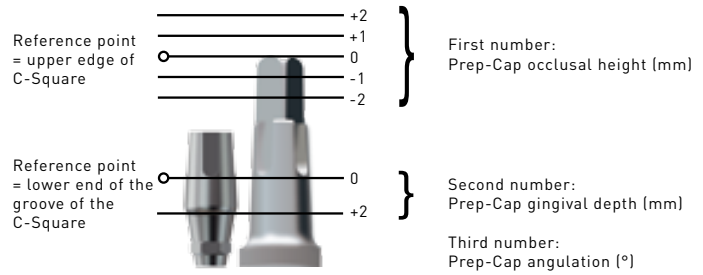
Tool for removing the Fixation Screw when the screw head is defective. The Rescue Tool is screwed counterclockwise.

Material: stainless steel

REF.: 3064

PREP-CAPS

Prep-Caps are used to compensate insertion divergences and to widen the clinical crown. They are cemented on the implant or the Champions® (R)Evolution Abutment.



Prep-Caps with Step

For Champions® (R)Evolution implants: only in combination with Abutment Prep-Cap REF. 3107

Material: see chart

Explanations of numbers: see diagram above

Prep-Cap	Diameter	Height	REF.	Type
Material: zircon oxide				
-2/+2 (0°)	5.4 mm	5.0 mm	4000	
-1/+2 (10°)	5.4 mm	5.9 mm	4010	
+1/0 (5°)	5.4 mm	6.9 mm	4020	
+2/+2 (0°)	5.4 mm	9.0 mm	4030	
+2/+2 (12°)	5.4 mm	9.0 mm	4040	
Material: titanium grade 5				
-2/+2 (0°)	5.4 mm	5.0 mm	4050	
-1/+2 (10°)	5.4 mm	5.9 mm	4060	
+1/0 (5°)	5.4 mm	6.9 mm	4070	
+2/+2 (0°)	5.4 mm	9.0 mm	4080	
+2/+2 (12°)	5.4 mm	9.0 mm	4090	

Prep-Caps Without Step

oval, conical
For Champions® (R)Evolution implants: only in combination with Abutment Prep-Cap REF. 3107

Material: zircon oxide

For chart explanation see diagram on page 19

Prep-Cap*	Diameter	Height	REF.	Type
For Anterior Region				
+2/+2 (0°) F	4.2/4.4 mm	8.0 mm	4036	
+5/+2 (0°) F	4.2/4.4 mm	11.0 mm	4037	
For Posterior Region				
+3/+2 (0°) S	5.0/6.0 mm	9.0 mm	4038	
+5/+2 (0°) S	5.0/6.0 mm	11.0 mm	4039	
For Anterior and Posterior Regions				
+1/0 (5°)	5.4 mm	6.9 mm	4020os	
+2/0 (12°)	5.4 mm	9.0 mm	4040os	



Prep-Cap Ball-Head

Prep-Cap Ball-Head (0°) for cementing crowns
ø 4.5 mm, Height: 5.5 mm
Material: zircon oxide
REF.: 4098



Rescue-Cap Ball-Head

Rescue-Cap Ball-Head (0°) for cementing in case Ball-Head is fractured (1)
The remaining Ball-Head part should be shaped (2) before the Rescue-Cap is cemented (3).
ø 3.3 mm, Height: 5 mm
Material: titanium grade 5
REF.: 3118



1 → 2 → 3

PROSTHODONTICS

Gingiva-Clix

* Gingiva-Clix +1/+3 means that the radius of the Clix is 1 mm bigger than the one of the Shuttle and that the Clix is 3 mm higher than the Shuttle



Gingiva-Clix are used to widen the emergence profile. For this, the Gingiva-Clix is clicked on the Gingiva-Shuttle.
IMPORTANT: in order to prevent lateral shear forces and micro-movements on the implant within 2–8 weeks after implantation, the Gingiva-Shuttle (including Gingiva-Clix) should not extend much above the gingiva.

Indication of height from the implant platform
 Material: WIN!® PEEK

	Diameter	Height	Shuttle-Ratio*	REF.	Type
	5.5 mm	4.6 mm	+1/+1	31001	
		5.6 mm	+1/+3	31003	
		7.6 mm	+1/+5	31005	
	7.5 mm	4.6 mm	+2/+1	31011	
		5.6 mm	+2/+3	31013	
		7.6 mm	+2/+5	31015	

Provi-Clix

The Provi-Clix, which is set on the Gingiva-Shuttle, can be easily connected to the temporary restoration.

Indication of height from the implant platform
 Material: WIN!® PEEK

	Diameter	Height	REF.	Type
	5.8 mm	11.2 mm	3100P	
	5.8 mm	12.0 mm	3100P0	



Surgical Cover Screw

The Surgical Cover Screw will be used if there is a gingival height < 2 mm or for "covered" healing of the implant.

There is no gingiva-forming as the Gingiva-Shuttle with a Gingiva-Clix can be fitted again at the earliest after 8 weeks under local anesthesia. An exposure of the implant is usually necessary.

Load-free healing: there are no lateral shear forces on the implant.

∅ 3.25 mm, Height: 0.4 mm
 Maximum torque: 30 Ncm
 Material: titanium grade 5
REF.: 30851

Champions CEREC® Abutments

With Champions® CEREC®* Abutment, you remain in the regular, digital CEREC®*-Workflow and fabricate individual Abutments chairside.

The CI Scanabutment CEREC®* serves as Scanbody for the intra-extra-oral scan.

The CI Bonding Base CEREC®* and the CI Scanabutment CEREC®* are coronally provided with CEREC®* Ti-Basis L-Geometry and apically with the Champions® (R)Evolution connection geometry.

The CI Bonding Base CEREC®* can be used, although it is not listed in the CEREC®*-Library. For full integration see data set on packaging.

The CI Bonding Base CEREC®* or CI Scanabutment CEREC®* is screwed with the Champions® (R)Evolution implant and provided with the Scanbody CEREC®* for scanning. After scanning, you can start with the digital construction.

CI Bonding Base CEREC®* available in gingival heights (GH) 1 mm and 2.5 mm

Indication of height from the implant platform,

Maximum torque: 30 Ncm

Material: titanium grade 5

The corresponding Fixation Screw (REF. 3085) has to be ordered separately.

* CEREC® is a registered trademark of Sirona Dental GmbH



CEREC® Abutment*	Diameter	Height	REF.	Type
CI Bonding Base CEREC®* L-Block GH1, data set: see packaging	4.5 mm	5.4 mm	31041	
CI Bonding Base CEREC®* L-Block GH2.5, data set: see packaging	4.5 mm	7.0 mm	31042	
CI Scanabutment CEREC®* L-Block data set: see packaging	4.5 mm	10.0 mm	31232	

Abutments Massiv


Both straight and 15°-angle Abutments can be prepared and are available in gingival heights (GH) of 2 mm, 4 mm, and 6 mm.

Indication of height from the implant platform

Maximum torque: 30 Ncm

Material: titanium grade 5

The corresponding Fixation Screw (REF. 3085) has to be ordered separately.

	Abutment Massiv	Diameter	Height	REF.	Type
	1 GH2	6.0 mm	7.9 mm	31171	
	1L GH2	6.0 mm	12.9 mm	31172	
	2 GH4	6.0 mm	7.9 mm	31173	
	2L GH4	6.0 mm	12.9 mm	31174	
	3L GH6	6.0 mm	12.9 mm	31175	
	4 GH2	5.0/7.0 mm	7.9 mm	31176	
	4 GH4	5.0/7.0 mm	12.9 mm	31177	
	1 GH2 15°	6.0 mm	8.3 mm	31171A	
	1L GH2 15°	6.0 mm	13.0 mm	31172A	
	2 GH4 15°	6.0 mm	8.4 mm	31173A	
	2L GH4 15°	6.0 mm	13.1 mm	31174A	
	3L GH6 15°	6.0 mm	13.2 mm	31175A	



Preform Abutment

for CAD/CAM

Construction software for Exocad and 3Shape is available on our HP for downloading (www.champions-implants.com > download > CAD/ CAM library)

ø 12.0 mm, Height: 15 mm,

Material: titanium grade 5

REF.: 31071

Standard Abutments

There are straight Abutments and Abutments in angles of 15°, 22.5°, 30°. They are available in gingival heights (GH) of 1 mm, 3 mm, 5 mm.














Indication of height from the implant platform

Maximum torque: 30 Ncm

Material: titanium grade 5

The corresponding Fixation screw (REF. 3085) has to be ordered separately.

* Ball-Head Abutment is screwed with 3040 or 3060 (Insertion Aid).

Standard Abutment	Diameter	Height	REF.	Type
	4.3 mm	6.1 mm	3105	
	4.3 mm	7.2 mm	31050	
	4.3 mm	9.2 mm	310505	
	2.9 mm	6.8 mm	3106	
	2.9 mm	8.8 mm	31060	
	4.3 mm	6.3 mm	31051F	
	4.3 mm	8.3 mm	31051F3	
	4.3 mm	10.3 mm	31051F5	
	4.3 mm	6.4 mm	31052F	
	4.3 mm	8.4 mm	31052F3	
	4.3 mm	10.4 mm	31052F5	
	4.3 mm	6.4 mm	31053F	
	4.3 mm	8.4 mm	31053F3	
	4.3 mm	10.4 mm	31053F5	
	4.0 mm	5.5 mm	3104	
	3.3 mm	5.2 mm	3107	

ICA Abutments

Individual Connection Abutment

For fabricating an individual hybrid abutment. The titanium bonding base is equipped with longitudinal grooves so that the zircon oxide ICA Cap can be adjusted on the model and adapted to the tooth position. After checking the gingival margin, the Abutment is adjusted with a water turbine, and the hybrid Abutment can be bonded. Available in gingival heights (GH) 1 mm and 3 mm

Indication of height from the implant platform

Maximum torque: 30 Ncm

Material: titanium grade 5

The corresponding Fixation Screw (REF. 3085) has to be ordered separately.

Abutment	Diameter	Height	REF.	Type
ICA GH1	4.6 mm	7.8 mm	3102	
ICA GH3	4.6 mm	10.8 mm	31020	



ICA Sample Box

Sample Box containing 14 sample ICA Caps for anterior and posterior sites. Technicians can use these samples to select the suitable ICA Cap for their model.

Material: plastic

Delivered without ICA Abutment

REF.: 7001



Bonding Base

5 pcs, ø 2.1 mm, Height: 20 mm

Material: plastic

REF.: 7000

ICA Caps

For fabricating an individual hybrid abutment with the titanium ICA Abutment. There are straight Abutments and Abutments at angles of 15° and 22°. They are available in gingival heights (GH) of 1 mm, 3 mm, and 5 mm.

Material: zircon oxide

	ICA Cap	Width/Depth	Height	REF.	Type
For Anterior Site					
	0° GH1 F	5.0/6.0 mm	9.0 mm	7001F	
	0° GH3 F	5.0/6.0 mm	11.0 mm	7003F	
	15° GH3 F	5.0/6.0 mm	11.0 mm	7153F	
	15° GH3 FL	6.0/7.0 mm	11.0 mm	7153FL	
	15° GH5 F	5.0/6.0 mm	11.0 mm	7155F	
	22° GH3 F	5.0/6.0 mm	11.0 mm	7223F	
	22° GH3 FL	6.0/7.0 mm	11.0 mm	7223FL	
	For Posterior Site				
	0° TK	6.5/7.5 mm	11.0 mm	7005TK	
	0° GH1 S	6.0/7.0 mm	9.0 mm	7001S	
	0° GH3 S	6.0/7.0 mm	11.0 mm	7003S	
	0° GH5 S	6.0/7.0 mm	11.0 mm	7005S	
	15° GH3 S	6.0/7.0 mm	11.0 mm	7153S	
	15° GH3 SL	7.0/8.0 mm	11.0 mm	7153SL	
	15° GH5 S	6.0/7.0 mm	11.0 mm	7155S	

Multi-Unit Abutments



Step-by-Step
Instruction Manual for
the Multi-Unit Abutment

* These Abutments are screwed in with the
Insertion Aid Multi-Unit REF. 3062

The Multi-Unit Abutment system has been designed to allow for maximum multi-functionality and to optimize esthetic screwable multiple-unit restorations and also complete restorations. The Abutments have a small vertical height. There are straight Abutments and Abutments in angles of 17° and 30°. They are available in gingival heights (GH) of 1 mm, 3 mm, and 5 mm.

Indication of height from the implant platform

Maximum torque: 30 Ncm

Material: titanium grade 5

The corresponding Fixation Screw (REF. 3085/3085M) has to be ordered separately (except for REF. 3108/30183/31085).

	Abutment MU	Diameter	Height	REF.	Type
	0°GH1* with Fixation Screw	5.2 mm	3.9 mm	3108	
	0°GH3* with Fixation Screw	5.2 mm	5.9 mm	31083	
	0°GH5* with Fixation Screw	5.2 mm	7.9 mm	31085	
	17°GH1	5.2 mm	4.0 mm	3109	
	17°GH3	5.2 mm	6.0 mm	31093	
	17°GH5	5.2 mm	8.0 mm	31095	
	30°GH1	5.2 mm	3.4 mm	3110	
	30°GH3	5.2 mm	5.4 mm	31103	
	30°GH5	5.2 mm	7.4 mm	31105	

Multi-Unit Caps

Rotation-proof and rotational

Material: titanium or POM (calcinable)

Cap MU	Diameter	Height	REF.	Type	
Rotational					
	Titanium	5.2 mm	12.9 mm	3111	
	Titanium incl. screw	5.2 mm	12.9 mm	31110	
	POM	5.2 mm	12.9 mm	3112	
	POM incl. screw	5.2 mm	12.9 mm	31120	
Rotation-proof					
	Titanium	5.2 mm	12.9 mm	3111R	
	Titanium incl. screw	5.2 mm	12.9 mm	3111R1	



Multi-Unit LOC®

Delivered without fixation
screw, \varnothing 5.2 mm,
Height: 5.0 mm
REF.: 3113



Protection Cap Multi-Unit

Delivered without fixation
screw, \varnothing 5.2 mm,
Height: 5.0 mm
Material: titanium
REF.: 31106



Fixation Screw Multi-Unit

for Cap/LOC®/Protection Cap
REF.: 3085M



Multi-Unit Positioning Aid

REF.: 31140



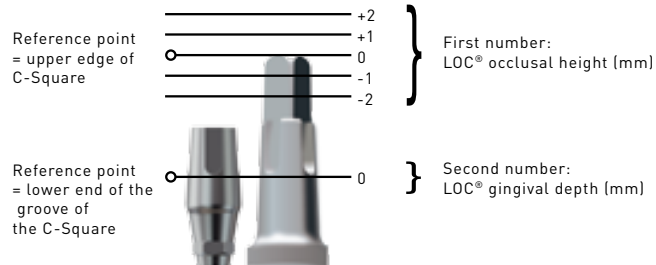
Insertion Aid Multi-Unit

\varnothing 4.9 mm, Height: 13.0 mm
REF.: 3062

Champions® LOC® Locator™

The Champions® LOC® are used to fasten a removable denture. Compensation of divergences: up to 20° for single implants, up to 40° between several implants. For the LOC® short -1/0, the Square implant head must be removed above the grooves. The LOC® must be cemented.

Gingival height (GH) in mm
Indication of height from the implant platform



- *1 Screwed with Fixation Screw 3085
Maximum torque: 30 Ncm
- *2 Screwed with Fixation Screw 3085M
Maximum torque: 30 Ncm


LOC®	Diameter	Height	REF.	Type
Short -1/0	3.9 mm	4.0 mm	3141	Blue
Long +2/0	3.9 mm	7.0 mm	3142	
Short GH3*1	3.9 mm	4.3 mm	3143	Red
Long GH5*1	3.9 mm	6.3 mm	3144	
Multi-Unit*2	5.2 mm	5.0 mm	3113	



Patrices

For fixing full prostheses on Locators.

Patrice	REF.	Type
Red	Retention about 600 g, 4 pcs./pack	3136
Orange	Retention about 900 g, 4 pcs./pack	3137
Green	Retention about 1,600 g, 4 pcs./pack	31371
Black	For polymerizing Only available in the Retention Case	-
Retention Case	1 x Patrice red, Patrice orange, Patrice green, Patrice black, block-out ring, metal case ø 5.5 mm/Height: 2.4 mm	3134



Patrice Tool

Tool for replacing Patrices
REF.: 3135

Recommendations for polymerization:

Light Cure Resin, tooth-colored
REF. C108028



Pink Light Cure Resin
REF. C108027



Further FIBER FORCE® products on page 48



Matrix Ball-Head

For fixing full prostheses on Ball-Head implants.

	Matrix		Diameter	Height	REF.	Type
	MMT red-brown	Material: stainless steel	5.1 mm	2.6 mm	3130	
	MMT blue	Material: stainless steel	5.1 mm	2.6 mm	31301	
	O-Rings for MMT	Black: strong retention Material: silicone	-	-	3150	
	O-Rings for MMT	Red-brown: regular retention Material: silicone	-	-	3160	
	O-Rings for MMT	Blue: weak retention Material: silicone	-	-	3170	

Preci-Clix

For fixing full prostheses on Ball-Head implants.

	Matrix		Diameter	Height	REF.	Type
	Preci-Clix Case	Case for Preci-Clix Matrix, 6 pcs./pack Material: titanium	4.0 mm	2.7 mm	3146	
	Preci-Clix red	Retention approx. 1,000g, 6 pcs./pack Material: POM	3.4 mm	2.6 mm	3149	
	Preci-Clix yellow	Retention approx. 800g, 6 pcs./pack Material: POM	3.4 mm	2.6 mm	3147	
	Preci-Clix white	Retention approx. 600g, 6 pcs./pack Material: POM	3.4 mm	2.6 mm	3148	
	Preci-Clix Combipack	2 x red, 2 x yellow, 2 x white Material: POM	3.4 mm	2.6 mm	31490	



Preci-Clix Tool

Tool to set the Preci-Clix.
Sphere for placing, hook for removing

Material: stainless steel





REF.: 31453

LABORATORY EQUIPMENT & IMPRESSION




Champions® (R)Evolution

		Diameter	Height	REF.	Type	
	Laboratory Analog without Fixation Screw	Material: titanium grade 5	–	–	31210	
	Fixation Screw	Material: titanium grade 5	–	–	3085	
	Gingiva-Shuttle	Indication of height from the implant platform Material: titanium grade 5	3.6 mm	3.5 mm	3100	
	Laboratory Analog incl. Fixation Screw	Material: titanium grade 5	–	–	3121	
	Laboratory Analog Set	Gingiva-Shuttle, Laboratory Analog, and Fixation Screw Material: titanium grade 5	–	–	31218	
	DIM-Analog (Digital Implant Model Analog)	Implant analog for digital model manufacturing. CAD/CAM-library on our website Material: stainless steel/titanium grade 5	–	–	31219	
	Impression Post and Scanbody WIN!® PEEK	Disposable product Indication of height from Gingiva-Shuttle Material: WIN!® PEEK	4.4 mm	8.2 mm	3122	
	Impression Post G PEEK Transfer (Dr. Jérôme Unger) short	Disposable product Indication of height from Gingiva-Shuttle Material: WIN!® PEEK	4.4 mm	4.6 mm	3122K	
	Impression Post titanium	Indication of height from Gingiva-Shuttle Material: titanium grade 5	3.0 mm	7.0 mm	31220	

Champions® (R)Evolution

		Diameter	Height	REF.	Type
	Long Fixation Screw Material: titanium grade 5	-	-	30850	
	Impression Coping Disposable product Material: WIN!® PEEK	5.5 mm	4.7 mm	3116	
	Impression Post Set Impression Post titanium, Impression Coping, and long Fixation Screw; maximum torque: 5 Ncm	-	-	31221	
	Scan Abutment Screwed on the Laboratory Analog Material: titanium grade 4	-	-	31230	

Square

		Diameter	Height	REF.	Type
	Laboratory Analog	-	-	3120	
	Impression Coping Indication: gingival height > 3mm Material: plastic	4.5 mm	5.0 mm	3115	
	Preparation Margin Ring Tool for preparation margin, (20 pcs./pack) Material: silicone	-	-	3175	



Laboratory Analog Ball-Head








Material: stainless steel
REF.: 3140




Laboratory Analog LOC®

Material: stainless steel
REF.: 3139

Multi-Unit

		Diameter	Height	REF.	Type
	Multi-Unit Laboratory Analog	–	–	3114	
	Impression Post Multi-Unit	4.9 mm	13.0 mm	31222	
	Fixation Screw Multi-Unit	5.2 mm	8.0 mm	30852	
	Impression Post Set Multi-Unit	–	–	31223	
	Scan Abutment Multi-Unit	–	–	31231	
	Bonding Aid	2.1 mm	20.0 mm	7000	
	5 pcs./pack Material: plastic				

REGENERATION TECHNIQUE



Collagen

CollaWin!: Collagen Membrane, sterile wound pad made of collagen from porcine corium
22 x 27 mm
REF.: 9010



Hyaluronic Acid

The gel is a biologically sterile and transparent hyaluronic acid of non-animal origin.
Hyaluronic Acid Gel 2 x 1.2 ml, Cylindrical Cartridge for Carpule Syringe
REF.: 9009



Bone Graft

Ti-oss®

REF.

Ti-Oss is made from 100% bovine cancellous bone without any cortical portion. An innovative pulverizing technique allows multiporous structure, maximizing blood vessel ingrowth.

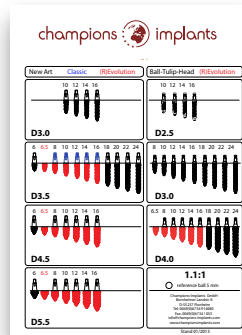
Ti-oss® 0.25 g (0.5–1.2mm Granules)	CI-25-0512
Ti-oss® 0.5 g (0.5–1.2 mm Granules)	CI-05-0512
Ti-oss® 1.0 g (0.5–1.2 mm Granules)	CI-10-0512
Ti-oss® 2.0 g (0.5–1.2 mm Granules)	CI-20-0512
Ti-oss® Syringe 0.25 g (0.5–1.2 mm)	CI-S25-0512

EthOss®

EthOss is synthetic material (β -tricalcium sulfate and calcium sulfate) with a built-in cell occlusive membrane. It completely resorbs, and the newly produced bone structure supports the dental implant.

EthOss® 3 x 1cc Syringe	CI-ETT10
-------------------------	----------

PLANNING SURGERY



X-Ray Templates

Transparent X-ray films to determine the implant dimension

Templates	REF.
1:1	5056
1.1:1	5057
1.25:1	5058




X-Ray Sphere

Measured reference variable to determine the magnification factor of the X-ray image
ø 5.0 mm, 4 pcs./pack
REF.: 5055

ACCESSORIES

Avoid 50 % soft and hard tissue volume loss after extraction by filling the empty alveolus with autologous bone graft, produced from the extracted tooth of the patient and prepared with the Champions Smart Grinder - chairside in less than 20 minutes. The best and most affordable socket preservation: autologous bone graft that is derived from extracted teeth of the patient.

Thanks to the Smart Grinder, you can produce your own graft and forget about other bone substitutes | Best patient acceptance | The Revolution for the dental office and dental surgery | Contains all bone growth factors | Membrane unnecessary| Great consistency and efficient processing when placing the graft | Available international studies



Chamber Kit

Kit:

- 6 x Disposable Chamber
 - 6 x Graft Container
 - 6 x Dentin Cleanser® 5 ml
 - 6 x PBS (Phosphate Buffered Saline) 5 ml
- REF.: 4302**

Smart Grinder Complete Kit

Kit:

- 1 x Smart Grinder Basic Device
 - 6 x Disposable Chamber
 - 6 x Graft Container
 - 6 x Dentin Cleanser® 5 ml
 - 6 x PBS (Phosphate Buffered Saline) 5 ml
- REF.: 4300**



Dentin Graft Accelerator (EDTA)

- For demineralization (50 µm) of dentin particulate (more rapid release of BMPs + Growth Factors)
- 6 x 5 ml
- REF.: 4304**

Scan the QR-Codes for video information about the Smart Grinder.



Smart Grinder procedure



Lecture of Prof. Binderman (Developer of the Smart Grinder system)



implantlink®

Implant cement for plastic-based superstructures

implantlink®

REF.

Semi Classic	Adhesive force: 75 N Pressure resistance: 85 MPa 5 ml	9000
Semi Forte	With reinforced adhesion and pressure resistance Adhesive force: 110 N Pressure resistance: 100 MPa 5 ml	9001



Champions® Synthetic Stump

Dual-curing stump material, which allows for manufacture of high-precision synthetic stumps
50 ml-cartridge + 15 mixers
color A3
REF.: 4245



Handpiece

Coxo Handpiece green 20:1
REF.: 6115



MAGICPEN®

Carpule Injection Syringe
REF.: 4310

Demo Models

Demo Model

REF.



Champions® (R)Evolution	5035
-------------------------	------



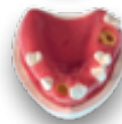
Sinus Lift D3	DM134D3
---------------	---------



Mandible D2	DM201D2
-------------	---------



Mandible D2 with Gingiva	DM201G
--------------------------	--------



Maxilla with Gingiva	DM38116
----------------------	---------



Heydent Catalog

High-quality adhesive systems as well as prophylaxis, filling, temporary, and impression material of Heydent reflect the philosophy of Champions: "High quality doesn't have to be expensive".

You can ask for the free Heydent catalog.



Periotest M

Without vocal output,
with accumulator
REF.: 6109

C-Sailor Pro Implant Motor

The implant motor, which is equipped with a light motor in the handpiece, is user-friendly via a touch-screen and an integrated water supply and allows maximum freedom while working.



Implant Motor

REF.

1 x Implant Motor with touch screen
1 x Handpiece (green 20:1) with LED lighting and tray
1 x Multi-functional pedal

Delivery in a high-quality aluminium box


Maximum power: 150 W, power supply: AC230V 50/60 Hz, motor speed: 300–4,000 rpm, adjustable torque: 5 Ncm–80 Ncm, water supply volume: adjustable to 4 blocks, up to 150 ml/min, lighting: up to 30,000 Lux, motor: surgical brushless motor, dimensions (cm): 42 x 38 x 26, total weight: 5.5 kg

6117

Intra-Oral Camera L-CAM HD SHOT

L-Cam HD SHOT

REF.



I.C. Lercher HD-Intra-oral Camera 0°

Incl. Software Medical EDA, with a resolution of 960 x 720 px

6112SH

Accessory Set

Mirror attachment, periodontal probe, single tooth attachment, can be sterilized

6112Z

Diagnostic Kit

Diagnostic Kit

REF.



Diagnostic Kit

Diagnostic Kit for caries diagnosis & composite presentation

6113

UV-Attachment for Diagnostic Kit

6114

Handheld Cold Plasma Device piezobrush® PZ2

Handheld Cold Plasma Device

REF.



piezobrush® PZ2
incl. Multigas-Nozzle

In order to optimize and accelerate the osseointegration of implants, our specialized partner has developed a user-friendly handheld plasma device. piezobrush® allows for reduction of germs and therefore optimizes medical procedures.


6118



Multigas & Needle Nozzle
incl. silicone tube

piezobrush® Multigas & Needle Nozzle can be operated with or without external gas supply. Tested gases for operation: nitrogen, helium, and argon
Flow range: about 0.5–3.0 L/min.

61182



Champions® Implant Guide

Aid for placing implants
(according to Prof. Dr. Ali El-Hamid)
Set: for maxilla and mandible, individual adjustment to the patient with malleable metal, it can be sterilized and allows multiple use.
REF.: 4311



Patient Flyer

Information about the
MIMI®-procedure
10 pcs./pack
REF.: ZMPFEN10



Implant Passport

10 pcs./pack
REF.: ZIPEN10



Present Box

Present Box for crowns
REF.: 5050



Surgical Clothes

Kit:

- 1 x Pair of vinyl gloves for preparation
 - 3 x Impermeable cloths 90 x 150 cm
 - 1 x Impermeable cloth 75 x 90 cm
 - 2 x Adhesive tapes
 - 2 x Guide sleeves
 - 2 x Adhesive hand protections 20 x 180 cm
 - 3 x Blue surgical gowns with cotton cuff
 - 2 x Hand towels
 - 1 x Surgical cap with ties
 - 2 x Surgical caps with elastic band
 - 2 x Elastic masks
 - 6 x Overshoes (double packaging)
- CE-marking
REF.: 9032

VHC Vitamin D-Test

The VHC (Vitality Health Check) Vitamin D-Test is designed for laboratory-quality, rapid quantitative determination of Vitamin D2 and D3, requiring only 10 µl capillary blood. Easy to use directly in your practice.



VHC		REF.
Starter Package	1 x Digital Reader, 25 x Vitamin D-Test, 1 x Data Cable and Software	CI001
Vitamin D-Test	25 x VHC Vitamin D-Test Cassettes and Sampler, 1 x Sample Buffer (6 ml), 1 x RFID-Card, 1 x Instructions for Use	CI002
Vitamin D-Reader	User-friendly measuring device for quick quantitative determination	CI003
Data Cable and Software for VHC-Reader		CI004

DENTAL LABORATORY ACCESSORIES

Laboratory Water Turbine CHT-4

The water turbine CHT-4 is an easy-to-use, compact device with a lightweight handpiece. Suitable for precise fine processing of press ceramics, aluminum, or zircon ceramics. The CHT-4 has a spray device with an air/water mixture that can be sprayed on the processing area.

You can use it with an adapter bush in our milling devices Champions® (R)Evolution 1 and Champions® (R)Evolution 2.



Laboratory Turbine

REF.

Laboratory Water Turbine CHT-4	Rotation speed max. 300,000 min ⁻¹ , compressed air connection, operating pressure 2.8–3.2 bar, air consumption 40 l/min, water container 1 l, collet ø 1.6, pressure switch for quick ventilation	GW5007
Spare Rotor for CHT-4	Very easy assembly	GW5007R

Micromotor CHT-50 Desktop Model

Overload protection through microprocessor control and additional voltage fuse links, immediate continued processing after overloading (no intermittent duty), switching rotation speed 30,000 min⁻¹ to 50,000 min⁻¹, anticlockwise up to 30,000 min⁻¹, low-maintenance plastic surfaces, immediate use without assembly (desktop device), digital display of rotation speed, adjustment of fixed rotation speed with turning button, connection for milling machine CHFG2



Micromotor

REF.

Micromotor CHT-50 Desktop Model	Power 260 Watt, Voltage 115 V/230 V, Collector-free DC-Motor, Torque 7.5 Ncm, Weight: 2.7 kg, Dimensions: L= 230 mm, B=215 mm, H=140 mm	GW5003
---------------------------------	---	--------

Foot-Operated Micromotor CHF-50

Overload protection through microprocessor control and additional voltage fuse links, immediate continued processing after overloading (no intermittent duty), switching rotation speed from 30,000 min⁻¹ to 50,000 min⁻¹, low-maintenance plastic surface, immediate operation without assembly (undertable device), digital display of rotation speed, adjustment of fixed rotation speed with turning button



Micromotor	REF.
Foot-Operated Micromotor CHF-50	GW5004
Power 260 Watt, Voltage 115 V/230 V, Collector-free DC-Motor, Torque 7.5 Ncm, Weight: 2.9 kg	

Knee-Operated Micromotor CHK-50

Overload protection through microprocessor control and additional voltage fuse links, immediate continued processing after overloading (no intermittent duty), switching rotation speed from 30,000 min⁻¹ to 50,000 min⁻¹, anticlockwise up to 30,000 min⁻¹, low-maintenance plastic surface, easy and quick assembly on the table, digital display of rotation speed, continuously adjustable rotation speed with knee plate via sensor, adjustable fixed rotation speed with turning button



Micromotor	REF.
Knee-Operated Micromotor CHK-50	GW5005
Power 260 Watt, Voltage 115 V/230 V, Collector-free DC-Motor, Torque 7.5 Ncm, Weight: 2.9 kg, Dimensions: L=300 mm, B=240 mm, H=90 mm	

Water Collection Tank

Our water collection tank can be used for any customary milling machine and also allows the dental technician to work under water cooling. This tank protects the user from bound ceramic dust and ensures that the workplace stays clean and dry. On the floor of the water collection tank there is a rust-free magnetic metal plate, which can be fixed on any magnetic table. The water flows through a tube (ø 6 mm) in any collection tank.



Water Collection Tank

REF.

Water Collection Tank	Weight: 1.3 kg, Height: 155 mm, Diameter: 200 mm	GS5002

Sandblasters

The sandblasters have been developed for metal surface treatment. They are especially used to remove dental casting investment residues and oxide coating or when using glass beads for polishing precious metal surfaces.



Sandblaster

REF.

Sandblaster		REF.
1-Chamber-Sandblaster	Handpiece with Widia-fine blast nozzle: 0.8 / 1.0 / 1.2 mm, sand tank with high holding capacity: about 1 l, air filter, voltage: 230 Volt / 50 Hz or 120 Volt / 60 Hz, total power: 9 Watt, dimensions: 38 x 57 x 28 cm, weight: 11 kg	GS5011
2-Chamber-Sandblaster	Handpiece with Widia-fine blast nozzle: 0.8 / 1.0 / 1.2 mm, sand tank with high holding capacity: about 1 l, air filter, voltage: 230 Volt / 50 Hz or 120 Volt / 60 Hz, total power: 9 Watt, dimensions: 38 x 57 x 28 cm, weight: 11 kg	GS5012
3-Chamber-Sandblaster	Handpiece with Widia-fine blast nozzle: 0.8 / 1.0 / 1.2 mm, sand tank with high holding capacity: about 1 l, air filter, voltage: 230 Volt / 50 Hz or 120 Volt / 60 Hz, total power: 9 Watt, dimensions: 38 x 57 x 28 cm, weight: 11 kg	GS5013

PEEK JUVORA™ Dental Discs

Pure PEEK-OPTIMA material without solvent residues. High-performance dental PEEK-polymer (polyetheretherketone), which differs from other prosthodontic material. JUVORA™ uses only purely bio-compatible material and purchases the high-performance polymer, which we offer, exclusively from one supplier (Invibio® Biomaterial Solution). For over a decade, more than 4 million implants with this material have been successfully used worldwide. In addition, JUVORA™ PEEK has been approved for abutments, crowns, and bridges and is considered as one of the most efficient material worldwide. For veneering, we recommend a treatment with piezobrush® PZ2.

Advantages for Dentists:

Metal-free solution, elasticity module that is similar to bone (quite hard but flexible, allowing for more space when designing the denture), optimal combination of strength and light weight, strong resistance to wear, abrasion, and corrosion, X-ray transparent – compatible with X-ray imaging, proven biocompatible implant material for long-term use

Advantages for Patients:

The digital modelling allows you to individually adapt a framework to the anatomic structures of the patient, tasteless (no metal taste), no thermal or electrical conductivity, allergy-free, shock-absorbing properties when chewing, high resistance to abrasion and fractures








The JUVORA Dental Discs are supplied only to certified dental laboratories that fulfill the necessary criteria for manufacturing high-quality frameworks. Only after our validation will the dental laboratory become the certified CHAMPIONS-JUVORA-partner and get unlimited access to our technical and Marketing support. The certification is for free.



Dental Discs	REF.
98 x 16 mm with groove	4220
98 x 20 mm with groove	4221
98 x 25 mm with groove	4222
98 x 30 mm with groove	4223

FIBER FORCE®

Light cure glass fibers and resins for the dental laboratory
Metal-free fiber reinforcement for fabricating new dentures and repairing dentures, for reinforcing acrylic elements, and for allowing denture fracture resistance

	FIBER FORCE®		REF.
	2 x Pink Light Cure Braids ø 2.2 mm x 150 mm	For repairing dentures, supporting implant-supported dentures, and for reinforcing denture acrylic	CI08002
	2 x Pink Light Cure Meshes 80 mm x 53 mm	For new full dentures, implant-supported dentures, and denture repairs	CI08004
	Pink Light Cure Resin, 3 ml-syringe	For fabricating meshes, tacking the framework to the model, repairing as a replacement for acrylic	CI08027
	Light-Cure Resin, tooth-colored 3 ml-syringe	For fabricating meshes, tacking the framework to the model, repairing as a replacement for acrylic	CI08028
	CST Starter Kit	Self-supported three-dimensional fiber structure for implant-supported bridge 1 x Hybrid Braid pink 1:6 (ø 1.3 mm x 450 mm) 1 x Hybrid Braid pink 1:4 (ø 1.2 mm x 300 mm) 3 x Support Pillars 1 x Bond "James-2" 1 x Pink Light Cure Resin (syringe)	CI08111
	EZ VAC Vacuum Unit	Easy-to-use vacuum forming device to fabricate FIBER FORCE® reinforcements with meshes	CI13002
	Kit Overdenture / Partial Denture	1 x EZ VAC Vacuum Unit 2 x Pink Light Cure Braid 2 x Pink Light Cure Mesh 1 x Pink Light Cure Resin	CI17001



www.champions-implants.com



CHAMPIONS-IMPLANTS
Flat C, 10/F, China Fen Hing Building,
5 Cheung Yue Street, Cheung Sha Wan,
Kowloon HongKong
Tel: (852) 5405 9115 | (86) 134 2200 0066
info@champions-implants.com

Produktkatalog en 1 2019 NEW
Stand: 21. Februar 2019, 12:51 nachm.



ZPKEN